



**J THOMAS & COMPANY PRIVATE LIMITED**  
KOLKATA MARKET SYNOPSIS - SALE 18 (2026 - 27)

CTC	
<b>Market Report</b>	
· Good demand	
· Liquoring Assams sold readily at easier rates. Medium Assams tended easier with a few outlots.	
· Plain categories irregularly lower.	
<b>Buying Analysis</b>	
· Hindustan Unilever : Good Support	
· Western India: Mainstay	
· Exporters: Fair Support	Other Internal/Local: Operated
Orthodox	
<b>Market Report</b>	
· Strong demand.	
· Well made Whole Leaf and Broken sold at firm to occasionally dearer rates. Remainder Whole Leaf grades firm around last while Broken tended irregular.	
· Cleaner Secondaries and leafier fannings sold around last levels.	
<b>Buying Analysis</b>	
· Middle East : Active	
· CIS: Good Support	

DUST	
<b>Market Report</b>	
· Strong demand.	
· Liquoring Assams sold readily at easier levels.	
· Mediums followed a similar trend.	
<b>Buying Analysis</b>	
· Hindustan Unilever : Mainstay	
· Western India : Active	
Darjeeling	
<b>Market Report</b>	
· Good demand	
· Higher elevation whole leaf grades sold at Rs 1000 and above with few selected speciality teas fetching attractive prices. Lower elevation whole leaf sold at Rs 500-1000 . Greenish broken and fannings well received by the trade.	
· Local/Internal: Mainstay    Exporters: Some Enquiry	

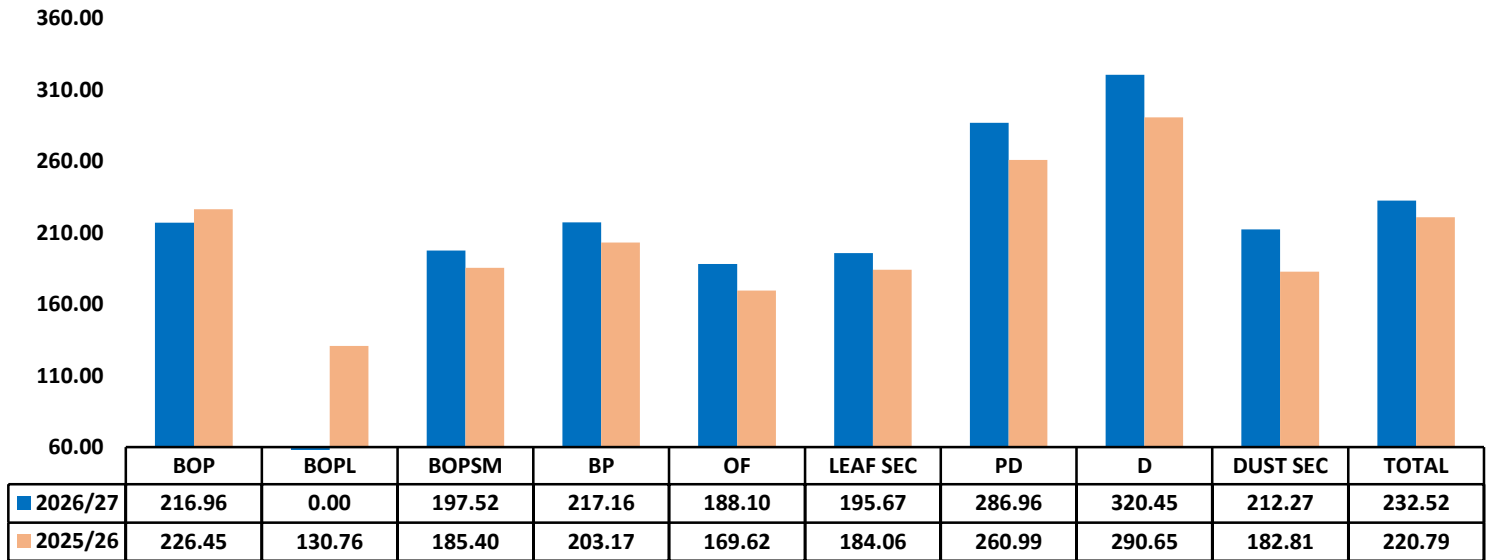
### AUCTION AVERAGES

	2026/27			2025/26			UP TO SALE 18		
	SALE 18	SALE 17	+/-	SALE 18	SALE 17	+/-	2026/27	2025/26	2024/25
CTC LEAF	278.16	213.74	64.42	233.48	206.67	26.81	214.21	206.64	212.46
DUST	298.94	290.04	8.90	261.70	265.91	-4.20	273.77	254.86	227.22
TOTAL	287.65	237.18	50.46	243.90	224.03	19.87	232.52	220.79	216.41
ORTHODOX	348.45	329.48	18.97	321.42	311.85	9.57	317.96	314.09	302.93
DARJEELING	1,046.40	1,399.99	-353.59	842.65	1,268.50	-425.85	1,017.78	822.49	389.94
ALL TEAS	319.20	278.80	40.41	283.86	262.39	21.47	268.89	259.82	254.72

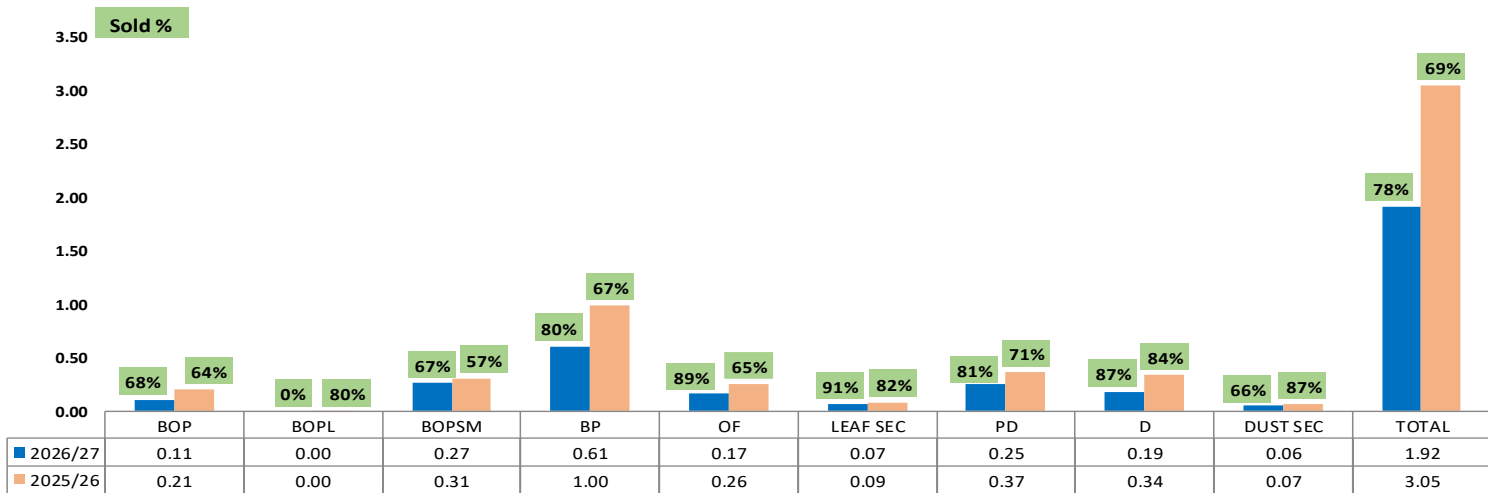
### KOLKATA AUCTION AVERAGES

SALE		14	15	16	17	18	19
CTC LEAF	2026/27	179.91	157.43	189.36	213.74	278.16	
	2025/26	175.25	175.28	215.76	206.67	233.48	234.49
DUST	2026/27	133.64	162.54	271.16	290.04	298.94	
	2025/26	226.24	199.62	273.77	265.91	261.70	274.43
TOTAL	2026/27	167.88	158.17	201.57	237.18	287.65	
	2025/26	182.16	181.77	232.03	224.03	243.90	248.29
ORTHODOX	2026/27	210.07	302.15	289.84	329.48	348.45	
	2025/26	311.63	304.96	300.65	311.85	321.42	325.55
DARJEELING	2026/27	235.12	1,303.26	827.47	1,399.99	1,046.40	
	2025/26	202.00	119.64	953.50	1,268.50	842.65	861.45

### Kolkata Gradewise Averages CTC Leaf / Dust Upto Sale 18



### Kolkata Gradewise Sold Quantity (M. Kgs) CTC Leaf / Dust Upto Sale 18



### KOLKATA GRADEWISE ORTHODOX AVARAGES UPTO SALE 18

GRADE	2026 - 27		2025 - 26		GRADE	2026 - 27		2025 - 26	
	QTY.	AVG	QTY.	AVG		QTY.	AVG	QTY.	AVG
TGFOP1	35848.0	456.41	89935.4	412.41	GFBOP	61005.9	338.15	129481.0	306.09
TGFOP	88111.3	419.91	221170.3	384.31	GBOP	79638.7	317.32	211103.2	277.31
GFOP	57314.3	398.64	124029.6	371.87	BPS	47785.3	401.06	71418.1	387.56
FOP	47699.4	334.17	143703.1	311.67	GBOP1/FBOP1	89601.4	225.25	130423.6	219.08
FBOP	155001.8	355.62	314587.5	323.11	BOPF/GOF/FOF	55398.2	214.08	115965.0	184.50

## OFFER / SOLD QUANTITY &amp; AVERAGE PRICE CTC / DUST

	THIS SALE				LAST SALE				TO DATE			
	OFFERED	SOLD	AVG.	OUT %	OFFERED	SOLD	AVG.	OUT %	OFFERED	SOLD	AVG.	OUT %
BROKENS	3,82,697	2,80,868	275.02	27%	3,80,616	2,72,310	212.32	28%	13,60,113	10,17,654	213.19	25%
FANNINGS	82,959	60,887	296.37	27%	77,324	61,827	234.46	20%	2,90,866	2,41,951	224.06	17%
LEAF SEC.	23,635	20,899	267.38	12%	27,592	24,422	177.16	11%	79,809	72,411	195.67	9%
LEAF TOTAL	4,89,291.2	3,62,654.7	278.16	26%	4,85,532.0	3,58,559.2	213.74	26%	17,30,788.7	13,32,016.0	214.21	23%
DUST	3,23,496	2,76,292	302.83	15%	1,81,801	1,46,312	294.94	20%	6,43,773	5,35,690	280.18	17%
DUST SEC.	28,886	28,111	260.70	3%	21,899	12,717	233.66	42%	84,680	55,860	212.27	34%
DUST TOTAL	3,52,381.5	3,04,403.0	298.94	14%	2,03,700.0	1,59,028.1	290.04	22%	7,28,453.1	5,91,549.6	273.77	19%
TOTAL	8,41,672.7	6,67,057.7	287.65	21%	6,89,232.0	5,17,587.3	237.18	25%	24,59,241.8	19,23,565.6	232.52	22%

## OFFER / SOLD QUANTITY &amp; AVERAGE PRICE ORTHODOX

WHOLE LEAF	2,11,275	1,92,598	390.75	9%	1,68,465	1,39,563	370.75	17%	5,69,020	4,70,999	356.15	17%
BROKENS	2,13,632	2,07,778	357.83	3%	1,54,016	1,40,978	345.64	8%	5,10,096	4,62,155	342.87	9%
FANNINGS	31,697	30,342	220.22	4%	19,743	17,923	208.07	9%	90,707	76,884	190.62	15%
SECONDARY	53,531	51,725	228.49	3%	55,748	46,402	203.19	17%	1,99,582	1,65,907	199.13	17%
ORTH. TOTAL	5,10,134.0	4,82,442.0	348.45	5%	3,97,971.4	3,44,865.1	329.48	13%	13,69,405.4	11,75,944.6	317.96	14%

## OFFER / SOLD QUANTITY &amp; AVERAGE PRICE DARJEELING

WHOLE LEAF	9,454	6,756	1,260.17	29%	3,586	2,690	1,682.66	25%	15,231	10,610	1,340.98	30%
BROKENS	1,600	1,478	590.96	8%	707	586	634.67	17%	3,085	2,616	524.48	15%
FANNINGS	1,902	1,313	458.96	31%	1,075	345	494.48	68%	5,038	3,150	338.64	37%
DARI. TOTAL	12,955.2	9,546.6	1046.40	26%	5,368.4	3,620.4	1399.99	33%	23,354.1	16,375.2	1,017.78	30%

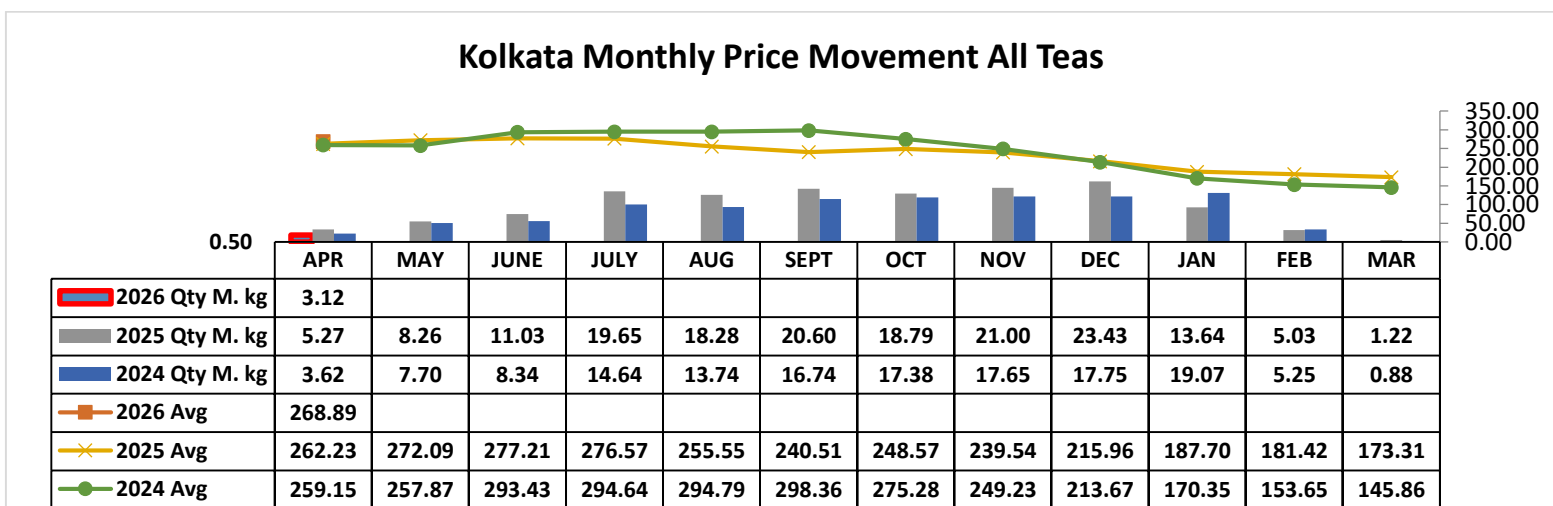
## OFFER / SOLD QUANTITY &amp; AVERAGE PRICE

CTC	THIS SALE				LAST SALE				TO DATE			
	OFFERED	SOLD	AVG.	OUT %	OFFERED	SOLD	AVG.	OUT %	OFFERED	SOLD	AVG.	OUT %
2026-27	489291.2	362654.7	278.16	26%	485532.0	358559.2	213.74	26%	1730788.7	1332016.0	214.21	23%
2025-26	884359.0	609267.5	233.48	31%	825442.6	616229.4	206.67	25%	3264134.6	2156265.2	206.64	34%
DUST	OFFERED	SOLD	AVG.	OUT %	OFFERED	SOLD	AVG.	OUT %	OFFERED	SOLD	AVG.	OUT %
2026-27	352381.5	304403.0	298.94	14%	203700.0	159028.1	290.04	22%	728453.1	591549.6	273.77	19%
2025-26	492238.4	356737.7	261.70	28%	301204.9	255411.0	265.91	15%	1144184.3	896020.2	254.86	22%
ORTHODOX	OFFERED	SOLD	AVG.	OUT %	OFFERED	SOLD	AVG.	OUT %	OFFERED	SOLD	AVG.	OUT %
2026-27	510134.0	482442.0	348.45	5%	397971.4	344865.1	329.48	13%	1369405.4	1175944.6	317.96	14%
2025-26	970002.9	926469.4	321.42	4%	693519.6	643726.2	311.85	7%	2299180.5	2094329.7	314.09	9%
DARJEELING	OFFERED	SOLD	AVG.	OUT %	OFFERED	SOLD	AVG.	OUT %	OFFERED	SOLD	AVG.	OUT %
2026-27	12955.2	9546.6	1046.40	26%	5368.4	3620.4	1399.99	33%	23354.1	16375.2	1017.78	30%
2025-26	9366.9	6788.9	842.65	28%	2167.0	1588.0	1268.50	27%	15836.0	9711.7	822.49	39%
TOTAL	OFFERED	SOLD	AVG.	OUT %	OFFERED	SOLD	AVG.	OUT %	OFFERED	SOLD	AVG.	OUT %
2026-27	1364761.9	1159046.3	319.20	15%	1092571.8	866072.8	278.80	21%	3852001.3	3115885.4	268.89	19%
2025-26	2355967.2	1899263.5	283.86	19%	1822334.1	1516954.6	262.39	17%	6723335.4	5156326.7	259.82	23%

PRICE RANGE	CTC LEAF					DUST				
% OF TEAS SOLD	2026/27		UP TO SALE 18			2026/27		UP TO SALE 18		
	SALE 18	SALE 17	2026/27	2025/26	2024/25	SALE 18	SALE 17	2026/27	2025/26	2024/25
	BELOW 160	12.58	46.71	39.01	44.35	38.53	5.35	14.29	18.54	20.23
BETWEEN 160.00-179.99	3.97	7.16	9.64	4.56	7.63	1.32	3.25	2.94	6.24	5.13
BETWEEN 180.00-199.99	2.47	1.38	6.00	3.79	4.78	0.64	2.04	2.00	3.56	4.63
BETWEEN 200.00-219.99	1.29	3.81	4.39	3.48	5.52	3.09	2.87	2.91	2.54	6.20
BETWEEN 220.00-239.99	4.19	3.58	3.65	4.12	3.22	4.16	3.59	3.36	2.31	6.50
BETWEEN 240.00-259.99	6.34	2.83	3.60	6.62	5.52	1.68	0.95	1.40	4.05	4.78
BETWEEN 260.00-279.99	6.98	7.11	4.59	7.47	4.89	2.91	1.66	2.19	7.76	6.32
ABOVE 280	62.19	27.42	29.12	25.60	29.93	80.84	71.35	66.66	53.31	35.57

PRICE RANGE	ORTHODOX					PRICE RANGE	DARJEELING		
% OF TEAS SOLD	2026/27		UP TO SALE 18			% OF TEAS SOLD	2026/27		UP TO SALE 18
	SALE 18	SALE 17	2026/27	2025/26	2024/25		SALE 18	SALE 17	2026/27
	BELOW 200	6.16	11.11	15.47	7.50		8.35	BELOW 300.00	1.85
BETWEEN 200.00-219.99	2.71	2.41	3.80	4.32	2.85	BETWEEN 301.00-400.99	0.00	3.63	1.58
BETWEEN 220.00-239.99	3.25	4.21	4.18	4.06	3.74	BETWEEN 401.00-500.99	13.34	2.67	10.90
BETWEEN 240.00-259.99	3.91	4.35	4.13	4.57	2.10	BETWEEN 501.00-600.99	16.92	5.89	12.70
BETWEEN 260.00-279.99	4.50	3.45	3.56	8.54	5.55	BETWEEN 601.00-700.99	4.12	10.12	4.64
ABOVE 280	79.47	74.48	68.87	71.01	77.41	ABOVE 701.00	63.77	77.69	58.93

FUTURE FRESH OFFERING (IN PACKAGES)															
SALE NO	THIS YEAR-2026 - 27					LAST YEAR-2025 - 26					DIFFERENCE				
	CTC LEAF	ORTH.	DARJ.	DUST	TOTAL	CTC LEAF	ORTH.	DARJ.	DUST	TOTAL	CTC LEAF	ORTH.	DARJ.	DUST	TOTAL
19	20542	28310	1331	11113	61296	26256	39407	1258	11461	78382	-5714	-11097	73	-348	-17086
20	41462	40615	2408	18843	103328	38354	37545	1650	13720	91269	3108	3070	758	5123	12059
TOTAL	62004	68925	3739	29956	164624	64610	76952	2908	25181	169651	-2606	-8027	831	4775	-5027



## CTTA BUYING (ALL TEAS) FOR THE SALE 18

	CTC LEAF			DUST				TOTAL			
	SALE 18										
OFFER	4,89,291.2		Kgs	OFFER	3,52,381.5		Kgs	OFFER	8,41,672.7		Kgs
SOLD	3,62,654.7		Kgs	SOLD	3,04,403.0		Kgs	SOLD	6,67,057.7		Kgs
SOLD %	74%			SOLD %	86%			SOLD %	79%		
ZONES	KGS.	AVG.	%		Kgs	AVG	%		Kgs	AVG	%
W.India	1,67,244.8	306.28	46%	HUL	1,53,888.0	313.26	51%	W.India	2,08,178.3	305.54	31%
Local	67,830.6	236.21	19%	S.India	51,649.0	306.28	17%	HUL	1,96,954.4	308.00	30%
HUL	43,066.4	289.20	12%	W.India	40,933.5	302.54	13%	Local	79,375.6	233.35	12%
N.India	24,456.0	245.71	7%	Others	23,685.5	306.53	8%	S.India	54,120.5	301.79	8%
Others	25,061.6	274.73	7%	Local	11,545.0	216.57	4%	Others	48,747.1	290.18	7%
Exports	16,182.9	160.44	4%	Exports	6,433.0	140.93	2%	N.India	28,801.0	234.09	4%
WI.Pack	15,401.2	314.46	4%	NI.Pack	5,049.5	305.41	2%	Exports	22,615.9	154.89	3%
S.India	2,471.5	207.94	1%	N.India	4,345.0	168.71	1%	WI.Pack	18,533.7	318.49	3%
NI.Pack	939.7	351.16	0%	WI.Pack	3,132.5	338.33	1%	NI.Pack	5,989.2	312.59	1%
				Packeteers	2,867.5	147.19	1%	Packeteers	2,867.5	147.19	0%
				TCPL	874.5	188.34	0%	TCPL	874.5	188.34	0%
Grand Total	3,62,654.7	278.16	100%	TOTAL	3,04,403.0	298.94	100%	TOTAL	6,67,057.7	287.65	100%

	ORTHODOX			DARJEELING			
	SALE 18						
OFFER	5,10,134.0		Kgs	OFFER	12,955.2		Kgs
SOLD	4,82,442.0		Kgs	SOLD	9,546.6		Kgs
SOLD %	95%			SOLD %	74%		
ZONE	Kgs	AVG	%		Kgs	AVG	%
Others	2,10,023.1	349.12	44%	Local	6,604.6	952.08	69%
Exports	78,649.1	330.84	16%	Others	1,912.2	1,039.47	20%
Middle East	71,475.7	348.10	15%	Domestic	434.6	2,080.26	5%
Domestic	39,488.2	365.83	8%	Other Exports	293.4	2,113.58	3%
Local	31,392.8	368.88	7%	Exports	197.2	725.28	2%
N.India	27,944.7	384.21	6%	S.India	104.6	445.00	1%
CIS	12,935.6	309.89	3%				
Other Exports	5,598.5	346.77	1%				
W.India	4,934.3	237.13	1%				
TOTAL	4,82,442.0	348.45	100%	TOTAL	9,546.6	1,046.40	100%

**ASSAM CTC BATTING ORDER (GTAC+CTTA) Sale 14 to 18**

MARK	2026-27		2025-26	
	KGS	AVG	KGS	AVG
DECKIAJULI	14581	483.43	10123	440.67
HALMARI	19802	452.66	28244	394.95
HATIMARA	4166	448.81	12204	398.31
HOOKHMOL	695	415.57	4895	437.76
DOOMUR DULLUNG	1146	412.73	0	0.00
SILONIBARI	600	399.22	12057	353.81
GELAKEY	5643	397.50	11826	345.97
DEOHALL	10364	394.42	32136	317.71
BANAMALIE	3794	391.56	4633	397.10
GHILLIDARY	4883	388.31	6429	331.08
KHARIKATIA	14613	388.28	2573	362.77
JAMIRAH	3761	384.14	1840	368.30
BIJLEEJAN	18053	383.26	32895	356.25
BORBAM	18478	381.53	11901	365.23
KAMARBUND	5032	379.71	4049	369.79
DOOMNI	19680	379.46	16143	342.57
SOCKETING	10975	375.26	0	0.00
ROMAI	21016	374.82	2043	291.64
DOOLAHAT	14800	366.83	39742	318.88
HIRAJULI	6091	366.62	12320	382.75
DEHA	12403	366.49	10918	340.91
NAHORHABI	904	366.30	0	0.00
DUFLATING	1214	364.89	5626	353.95
BORSILLAH	4934	364.77	13615	377.68
AMGOORIE	24836	363.71	12437	330.35

**DOOARS CTC BATTING ORDER (STAC+CTTA) Sale 14 to 18**

MARK	2026-27		2025-26	
	KGS	AVG	KGS	AVG
GHATIA ROYAL	20501	372.74	14043	328.33
BINAGURI	93821	365.84	80045	338.73
KARTICK	32683	358.30	25370	359.16
RYDAK	54516	347.12	67584	326.40
HOPE	30299	340.88	43878	310.97
GHATIA	444	340.51	3763	241.56
GRASSMOREROYAL	10441	336.96	0	0.00
JITI	96220	334.10	74830	298.61
CHULSA	5052	333.24	970	313.21
BARADIGHI	41741	333.15	52179	345.31
ZURRANTEE	15757	330.29	24417	307.18
DANGUAJHAR	73845	328.69	77224	284.72
GULMA	55210	327.95	43126	329.64
MAINAKROYAALE	3894	327.60	12037	308.71
ARYAMAN	9010	326.04	2857	313.91
MECHPARA	7410	323.96	16076	304.91
BHATKAWA	12615	323.76	16942	318.08
MORAGHAT	64375	321.20	45841	315.10
MANGALMURTIESTATE	629	315.00	0	0.00
DALGAON	66318	314.48	85250	309.13
PALASHBARI(ROYAL)	9215	312.77	16821	268.85
GANDRAPARA	87061	312.31	130196	293.21
CHALOUNI	29466	311.32	2329	234.86
SANKOS	52486	310.16	37787	301.83
KARALAVALLEYROYAL	15455	308.39	14605	290.85

**N.B:- STAC data upto sale 17**

**ASSAM ORTHODOX BATTING ORDER (GTAC+CTTA) Sale 14 to 18**

MARK	2026-27		2025-26	
	KGS	AVG	KGS	AVG
SAPORTOLI	2	4501.00	0	0.00
MAHABIRBARI	4	2150.50	0	0.00
DOOMNI	47	1404.43	56	1480.14
DEJOO	11658	443.93	6849	418.35
GREENTWIGS	1887	423.19	0	0.00
MUTTUCK	2963	416.39	16099	364.43
BAGHJAN	7759	415.28	44907	336.20
BOKAKHAT	6477	404.10	567	351.22
HARMUTTY	11898	403.71	21954	382.97
SEAJULI	7402	398.66	15436	331.65
BORDUBI	8033	397.87	46438	354.56
MADHUTING	24338	396.55	50536	353.07
DIKOM	17953	395.97	38613	359.44
NAMSANG	3711	395.89	11281	356.18
DHELAKHAT	3051	390.94	19130	351.79
SAMDANG	21816	388.99	40381	316.64
NOKHROY	18542	380.23	63117	330.56
METHONI	14507	376.19	3589	327.94
MOHUNBAREE	1447	375.40	1092	353.05
ZALONI	5131	371.54	4246	312.10
KOOMSONG	33317	371.26	96648	325.17
JOONKTOLLEE	38102	370.89	12281	329.63
ORANGAJULI	28332	368.34	6482	322.86
BORPATRA	18221	368.19	22148	360.03
MENOKA	13709	367.08	5472	318.72

## DARJEELING BATTING ORDER Sale 14 to 18

MARK	2026-27		2025-26	
	KGS	AVG	KGS	AVG
THURBO	635	2161.28	538	1866.26
MIM	153	1780.50	0	0.00
GIELLE	906	1737.46	376	2269.42
BADAMTAM (ORGANIC)	1014	1630.11	0	0.00
NAMRING	288	1554.93	0	0.00
BARNESBEG (ORGANIC)	444	1538.02	311	1626.88
TEESTA VALLEY	970	1528.13	691	2041.59
GOPALDHARA	152	1327.27	68	3000.00
NAMRING(UPPER)	730	1246.95	71	4082.34
ROHINI	694	1160.44	226	1183.44
MARGARET'S HOPE	689	1046.38	0	0.00
UPPER FAGU	2847	883.46	3122	445.58
GLENBURN	3473	851.88	277	1765.13
HILLTON	938	556.05	865	544.30
SNOWVIEW	354	403.30	1779	396.24

[Follow us on:](#)

